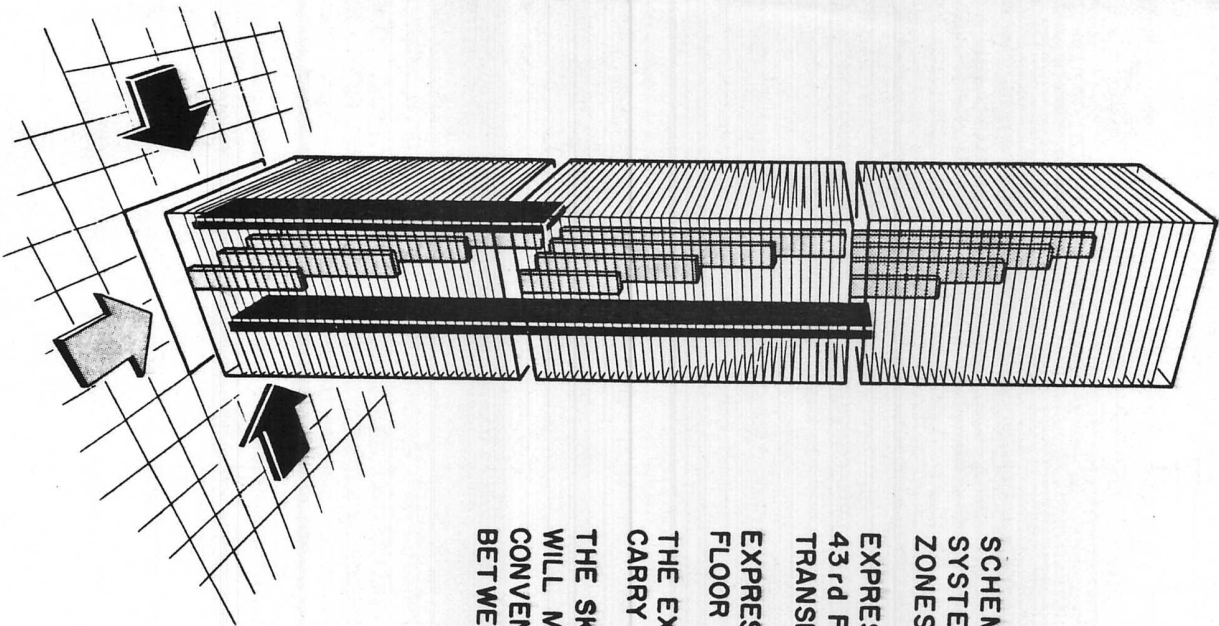


THE WORLD TRADE CENTER



SCHEMATIC DRAWING OF CONVENIENT, TIME- SAVING SKYLOBBY ELEVATOR SYSTEM TO BE USED IN THE TOWER BUILDINGS SHOWS THREE SEPARATE ZONES, ONE ABOVE THE OTHER.

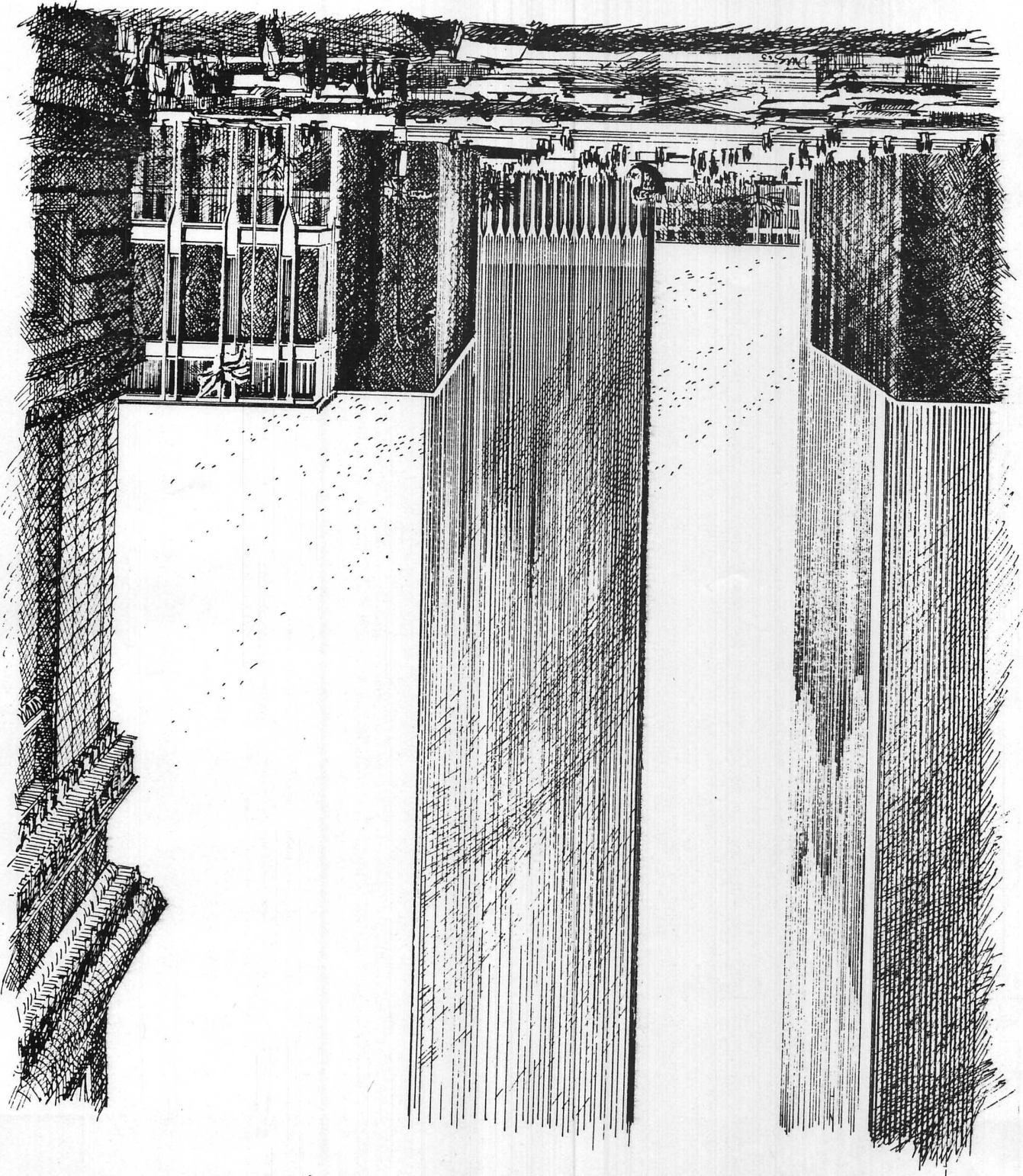
EXPRESS ELEVATORS (LEFT) WILL CARRY PASSENGERS TO THE SKYLOBBY AT THE 43rd FLOOR WHERE PASSENGERS WILL TRANSFER TO LOCAL ELEVATORS FOR TRANSPORTATION BETWEEN THE 44th AND 76th FLOORS.

EXPRESS ELEVATORS (RIGHT) WILL CARRY PASSENGERS TO SKYLOBBY AT 77th FLOOR WHERE PASSENGERS WILL TRANSFER TO LOCAL ELEVATORS FOR FLOORS ABOVE.


THE EXPRESS CARS, THE LARGEST AND FASTEST EVER BUILT, WILL BE ABLE TO CARRY 55 PEOPLE, OR 10,000 POUNDS, AT A SPEED OF 1,700 FEET A MINUTE.

THE SKYLOBBY SYSTEM, WHICH REQUIRES A FEWER NUMBER OF ELEVATOR SHAFTS, WILL MAKE AVAILABLE MORE USABLE AREAS IN THE BUILDINGS THAN IN THE CONVENTIONALLY EQUIPPED SKYSCRAPERS. IT ALSO WILL DECREASE TRAVEL TIME BETWEEN FLOORS WITHIN THE ZONES.

THE WORLD
TRADE CENTER | MAIN ENTRANCE TO THE PLAZA - CHURCH STREET



THE WORLD
TRADE CENTER | THE PLAZA GALLERIA



THE WORLD TRADE CENTER | THE PLAZA

